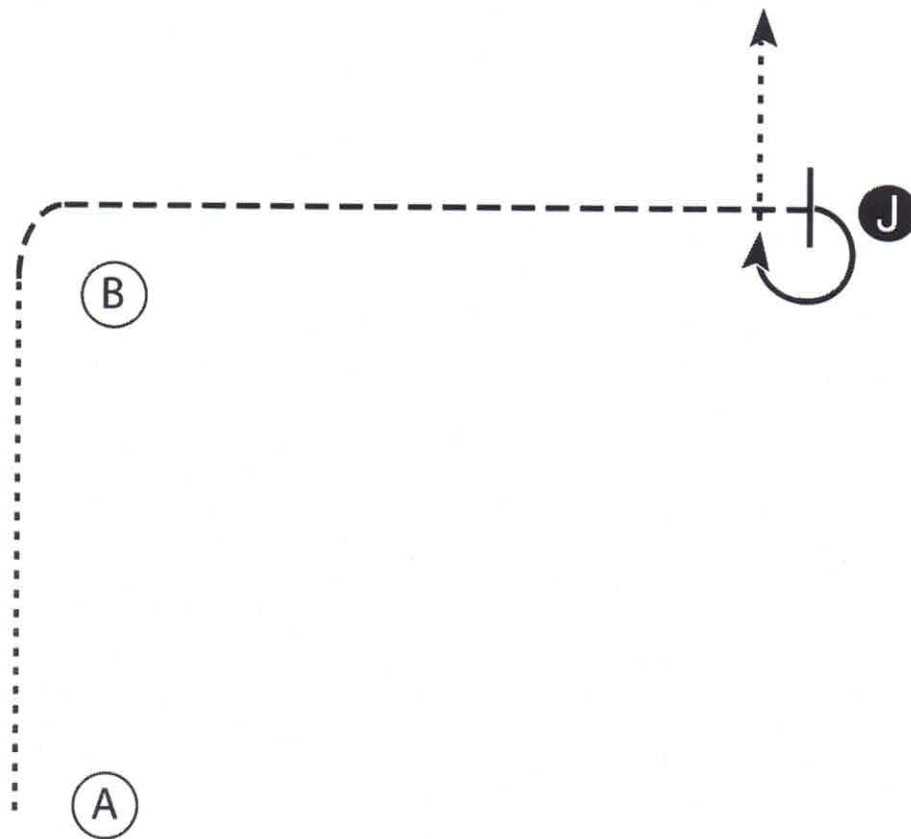


Georgia Novice Show-July


7/25

Showmanship (Small Fry)

Show Date: 07-25-2020



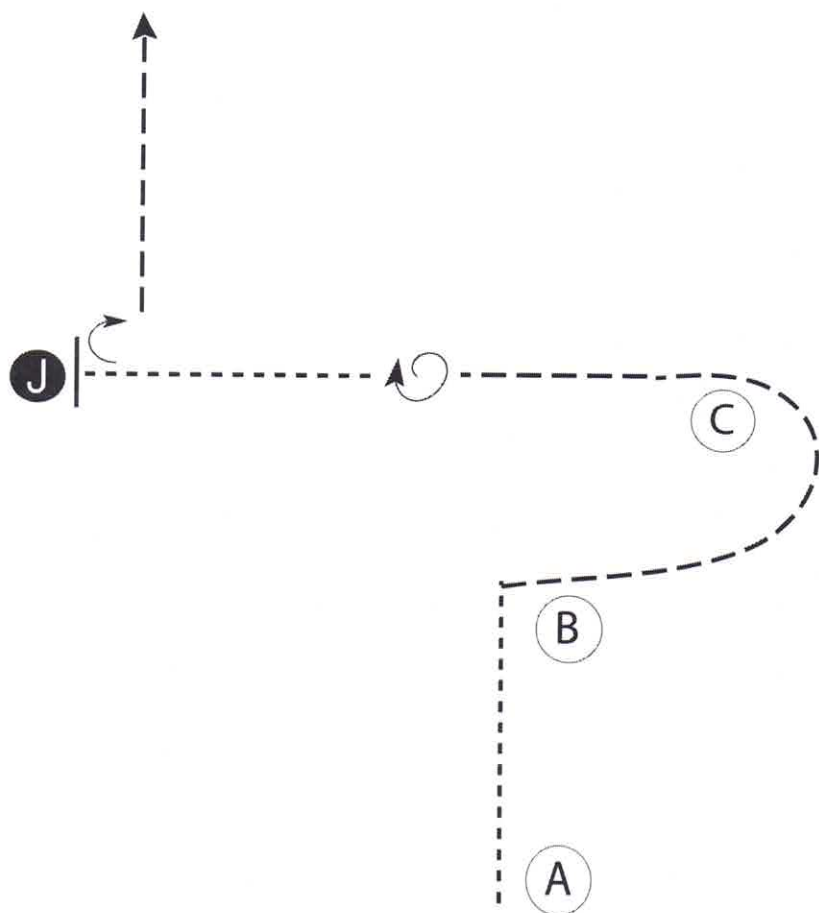
1. Walk from A to B.
2. Trot from B to the Judge.
3. Stop and set up for inspection.
4. When dismissed perform a 270 degree turn and walk straight away from the Judge.

Walk
Trot - - - - -
Back ← 
Marker (B)
Judge (J)

Pattern Provided by:

[S/WT-2]

Show Date: 07-25-2020



Be ready at A.

1. Walk to B.
2. Trot from B and around C as shown.
3. Halfway between C and the judge, stop and do a 360 degree turn.
4. Walk to judge and set up for inspection.
5. When dismissed, do a 90 degree turn and trot away.

Walk - - - - -

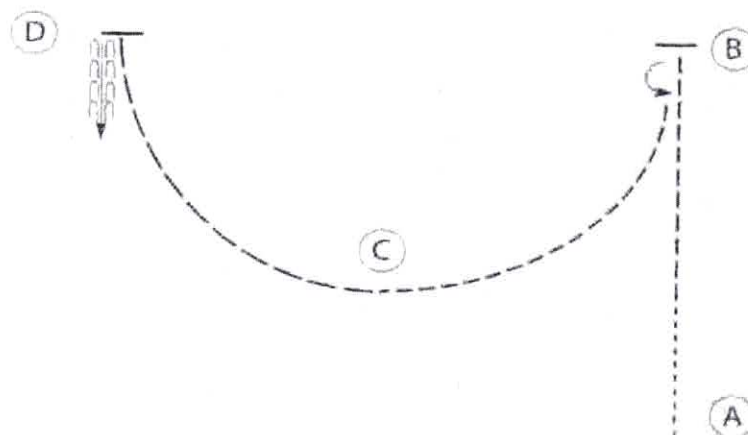
Trot — — — —

Back 

Marker **(B)**


Judge 

EQUESTRIANS WITH DISABILITIES WESTERN HORSEMANSHIP (WALK/JOG)


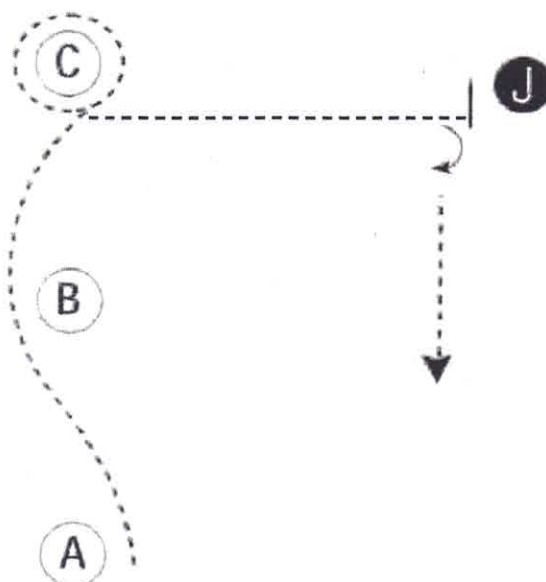


Be ready at A.

1. Walk approximately two strides from A.
 2. Jog to B.
 3. Stop and perform a 180 degree turn to the left.
 4. Jog a half circle to C.
 5. Extend the jog to D.
 6. Stop at D and back approximately one horse length.
- Follow the instructions of your ring steward.



EQUESTRIANS WITH DISABILITIES SHOWMANSHIP (WALK ONLY)



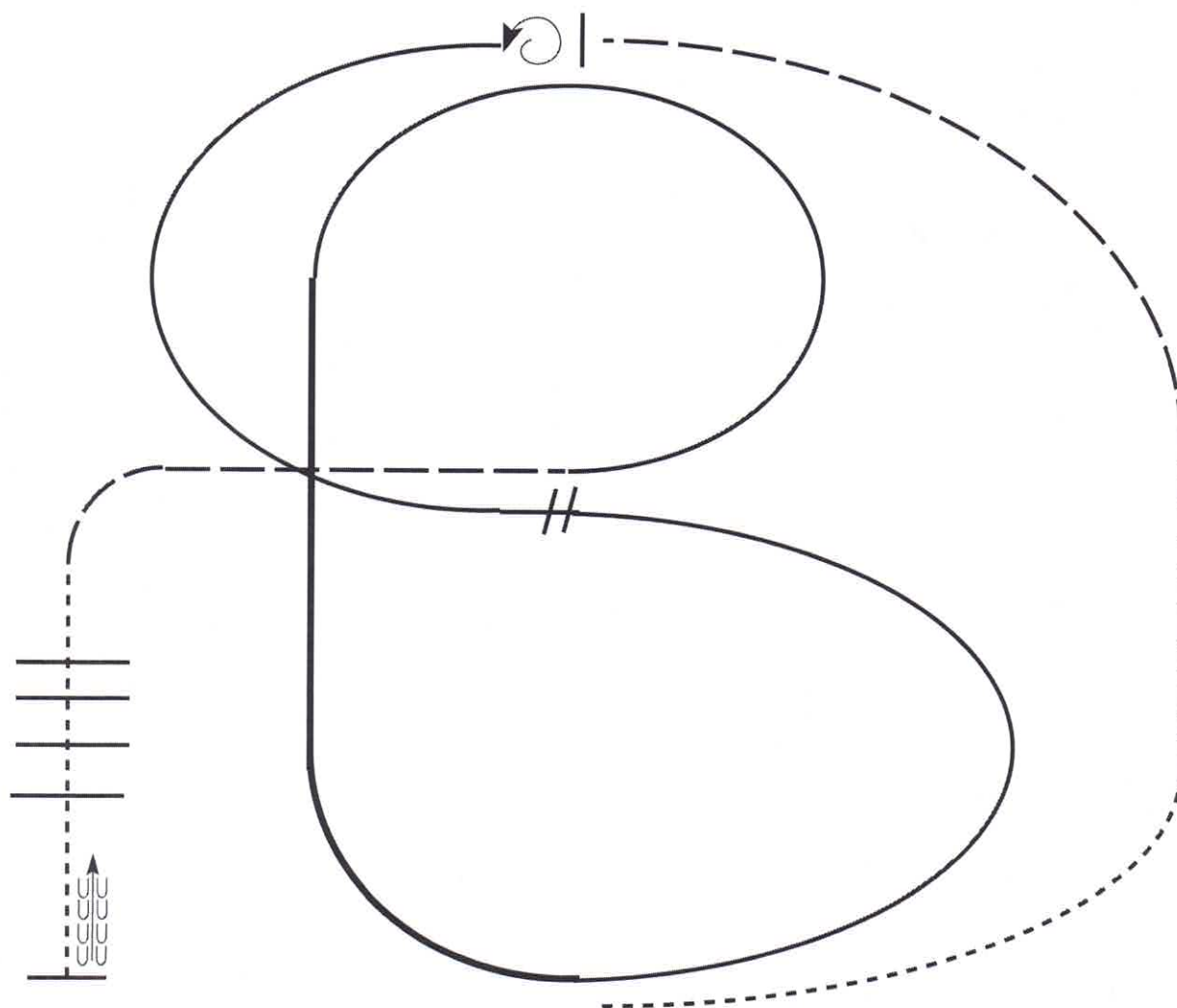
Be ready at A.

1. When acknowledged, walk from A, around B to C.
 2. Walk a tight circle around C.
 3. Walk to judge.
 4. Stop and set up for inspection.
 5. When dismissed, perform a 90 degree turn and walk away from judge.
- Follow the directions of your ring steward.

Georgia Novice Show-July

Ranch Riding (Rookie, N.Youth, N.Amateur, 4-H/FFA, Open)

Show Date: 07-25-2020



1. Walk
2. Trot
3. Extend the trot, at the top of the arena, stop
4. 360 degree turn to the left
5. Left lead 1/2 circle, lope to the center
6. Change leads (simple or flying)
7. Right lead 1/2 circle
8. Extended lope up the long side of arena (right lead)
9. Collect back to a lope around the top of the arena and back to center
10. Break down to an extended trot
11. Walk over poles.
12. Stop and back

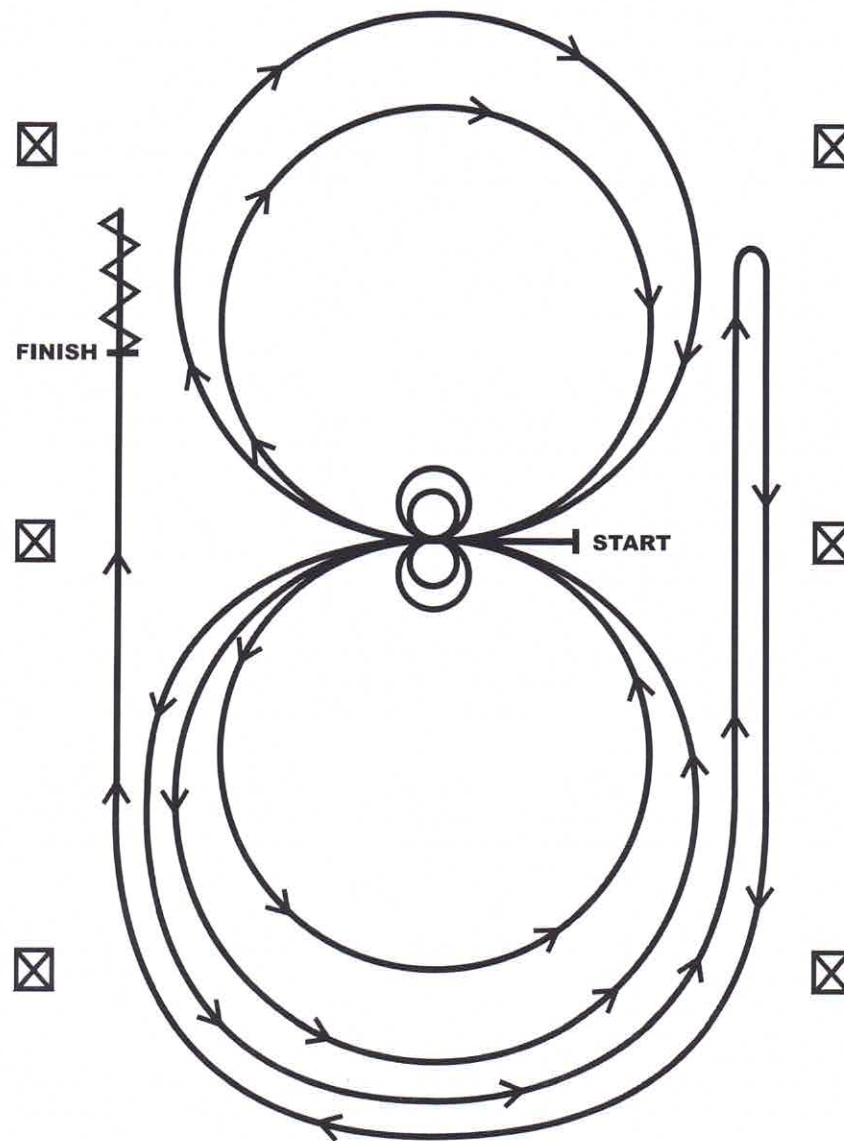
Walk	-----
Jog	- - - - -
Extended Jog	— — — —
Lope	
Lead Change	
Back	
Marker	(B)

Pattern Provided by:

[RR/1]

REINING PATTERN A

Approved only for Level I Youth & Amateur, Youth 13 & Under



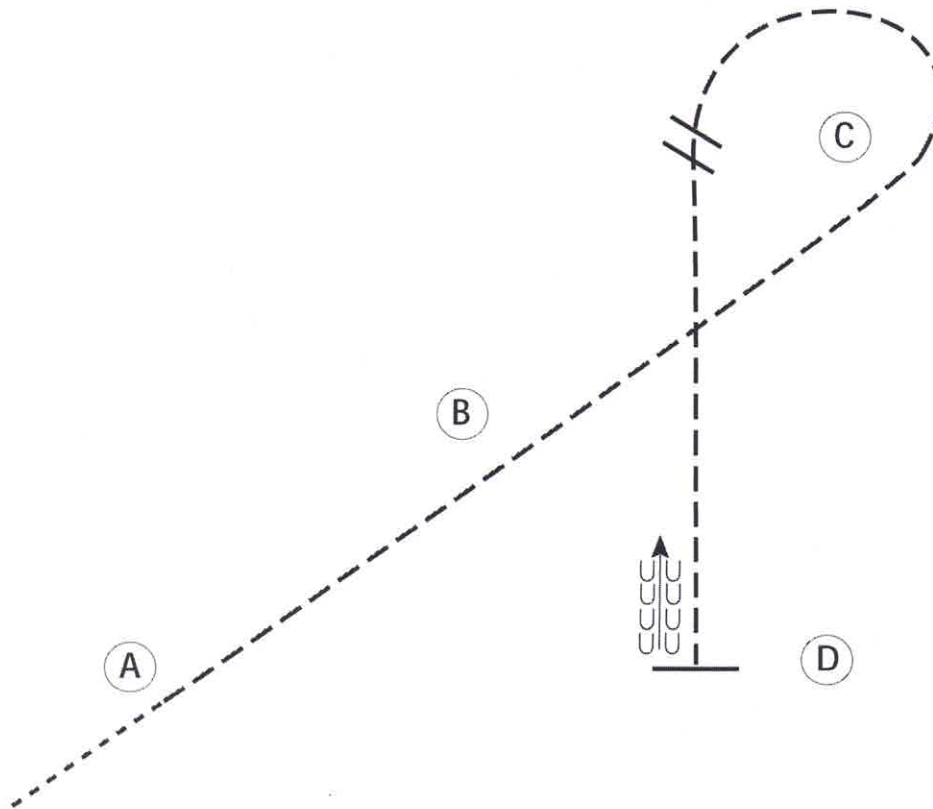
Horses may walk or jog to the center of the arena. Horses must walk or stop prior to starting the pattern. Beginning at the center of the arena facing the left wall or fence.

1. Beginning on the left lead, complete two circles to the left. Stop at the center of the arena. Hesitate.
2. Complete two spins to the left. Hesitate.
3. Beginning on the right lead complete two circles to the right. Stop at the center of the arena. Hesitate.
4. Complete two spins to the right. Hesitate.
5. Beginning on the left lead, go around the end of the arena, run down the right side of the arena past center marker, stop and roll back right.
6. Continue around the end of the arena to run down the left side of the arena past the center marker. Stop. Back up. Hesitate to demonstrate completion of the pattern.

Georgia Novice Show-July

Equitation (Small Fry and All Walk-Trot Classes)

Show Date: 07-25-2020



Be ready before A.

1. Walk to A.
2. Sitting trot to B.
3. Posting trot on the right diagonal to and around C.
4. At C, change diagonals.
5. Posting trot on the left diagonal to D.
6. Stop at D. Back approximately one horse length.
7. Follow the instructions of your ring steward.

Walk	-----
Trot	- - - - -
Extended Trot	=====
Canter	=====
Leg Yield	
Lead Change	↗ ↘
Back	← ← ← ← ←
Marker	(B)
Sidepass	← →
Hand Gallop	=====

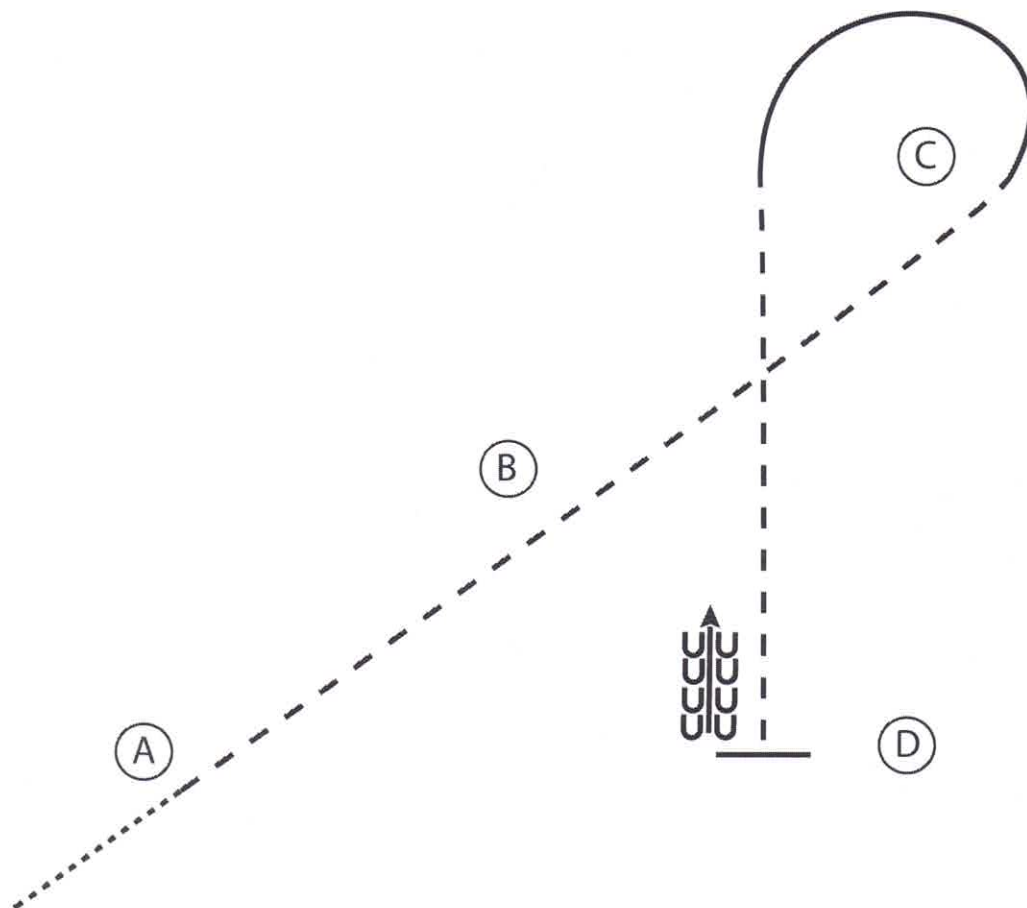
[HSE/WT-14]

Pattern Provided by:

Georgia Novice Show-July

Equitation (Rookie, N.Youth, N.Amateur, 4-H/FFA, Open)

Show Date: 07-25-2020



1. Walk to A
2. Sitting trot to B
3. Posting trot to C on the right diagonal
4. At C canter a half circle on the left lead
5. At C posting trot to D on the left diagonal
6. Stop at D and back 4 steps

Walk
Trot	-----
Extended Trot	-----
Canter	=====
Leg Yield	
Lead Change	↖↗
Back	←←←←
Marker	(B)
Sidepass	→←

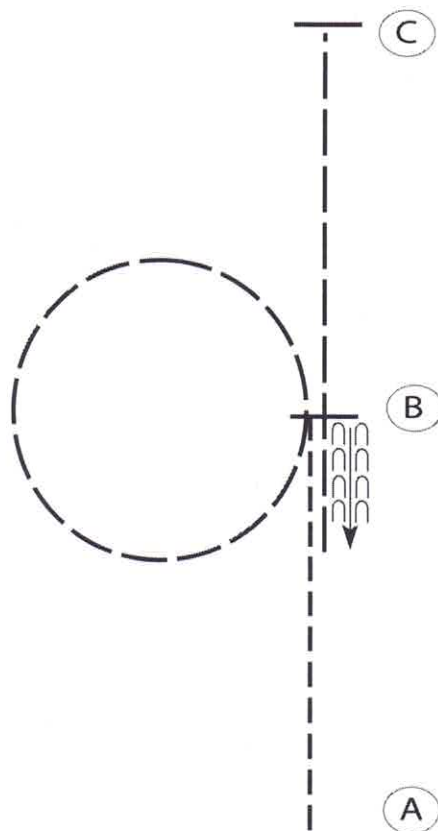
[HSE/2-2]

Pattern Provided by:

Georgia Novice Show-July

Horsemanship (Small Fry and All Walk-Trot Classes)

Show Date: 07-25-2020



Be ready at A.

1. Jog from A to B.
2. Extend the jog in a circle to the left.
3. Stop at B.
4. Back one horse length at B.
5. Jog to C.
6. Stop at C.

Follow the instructions of your ring steward.

Walk	-----
Jog	- - - - -
Extended Jog	- - - - -
Lope	=====
Leg Yield	
Lead Change	↗ ↘
Back	← ← ← ← ←
Marker	(B)
Sidepass	← ← ← ← ←

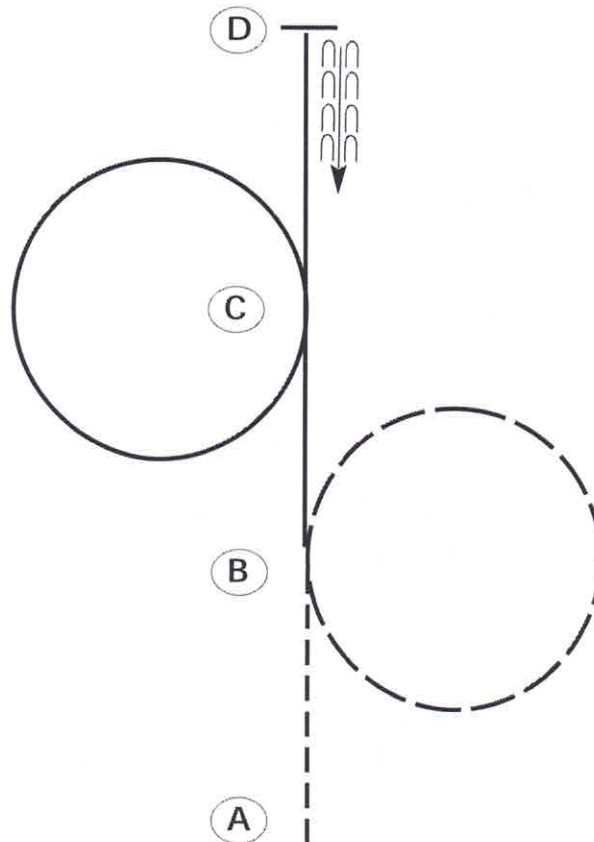
[WH/WT-18]

Pattern Provided by:

Georgia Novice Show-July

Horsemanship (Rookie, N.Youth, N.Amateur, 4-H/FFA, Open)

Show Date: 07-25-2020



Be ready at A.

1. Jog from A to B.
2. Extend the jog in a circle to the right at B.
3. Lope on the left lead to C and circle to the left.
4. Continue to lope to D.
5. Stop and D and back one horse length.

Retire to the rail or line up at a jog.

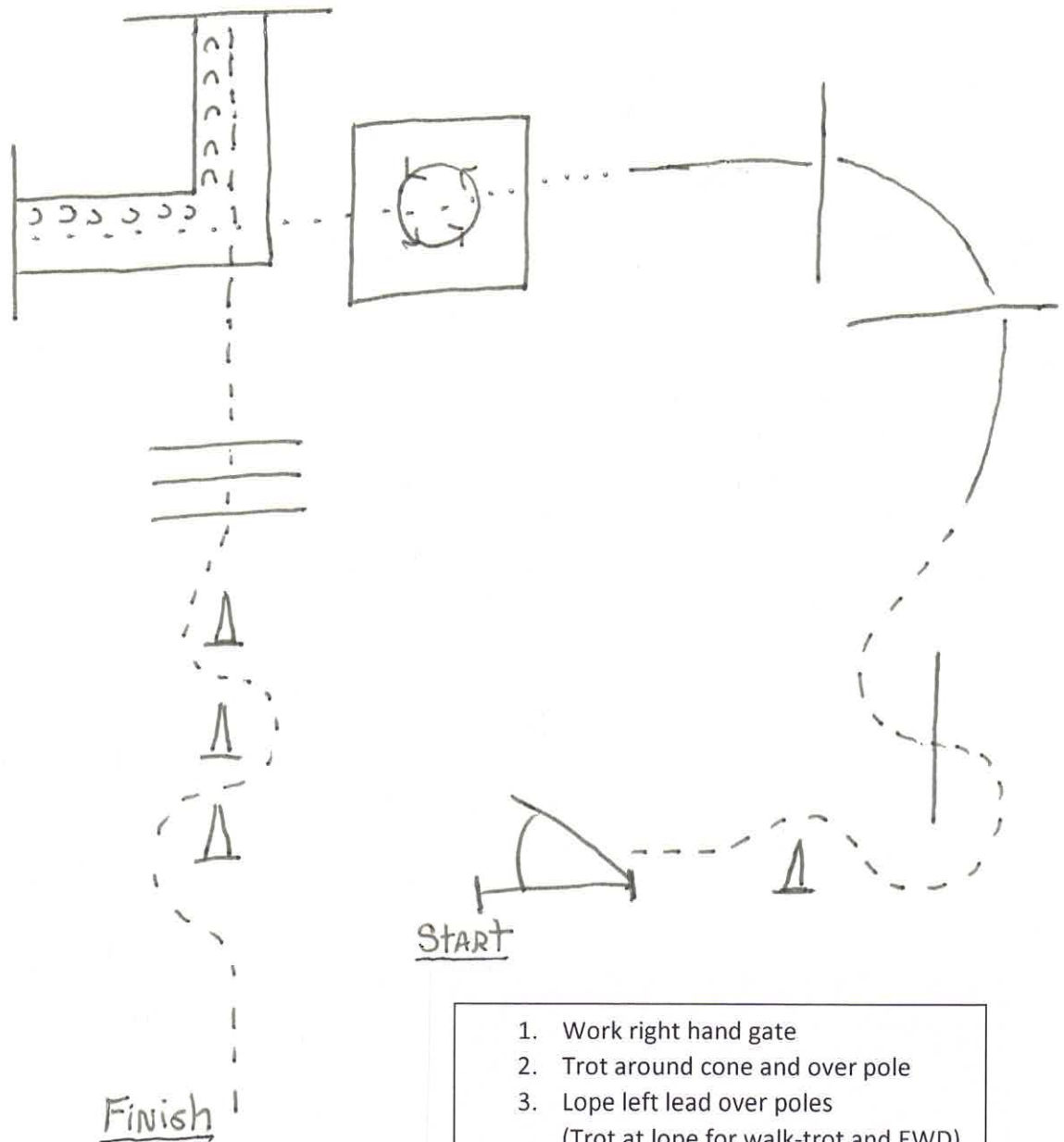
Walk	-----
Jog	- - - - -
Extended Jog	- - - - -
Lope	=====
Leg Yield	
Lead Change	↗ ↘
Back	← ← ← ← ←
Marker	(B)
Sidepass	← ← ← ← ←

[WH/2-24]

Pattern Provided by:

ALL TRAIL

EWD and Walk Trot - *Small Fry*
(Trot where a Lope is indicated)



1. Work right hand gate
2. Trot around cone and over pole
3. Lope left lead over poles
(Trot at lope for walk-trot and EWD)
4. Walk into box and perform 360 to the left
5. Walk out and into chute
6. Back through chute and trot out
7. Trot over poles and through cones.
8. Trot out to finish