

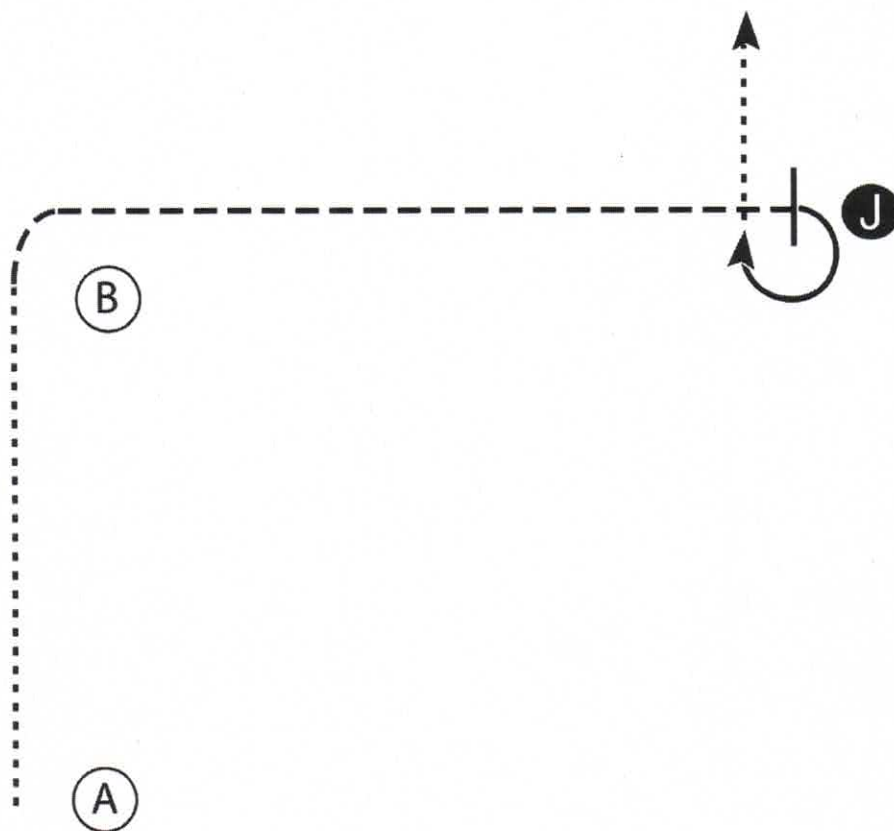
# L1 Show Series

## EWD Small Fry and Walk Trot Showmanship

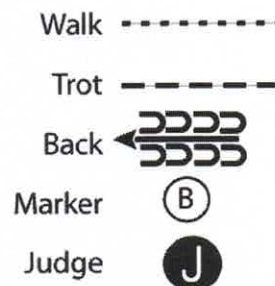
Show Date: 07-23-2022

www.HorseShowPatterns.com

www.HorseShowPatterns.com



1. Walk from A to B.
2. Trot from B to the Judge.
3. Stop and set up for inspection.
4. When dismissed perform a 270 degree turn and walk straight away from the Judge.



[S/WT-2]

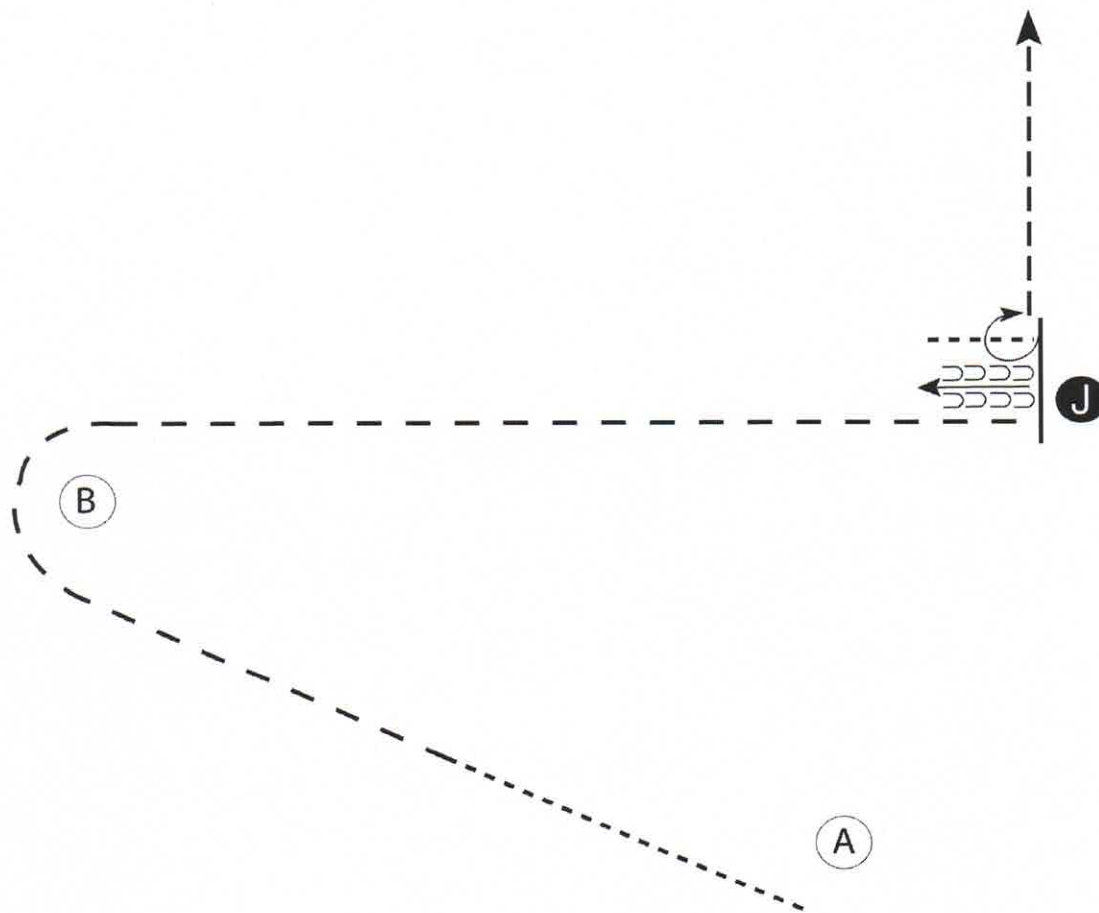
Pattern Provided by:

Lisa Ligon

# L1 Show Series

All Showmanship except Walk/ Trot

Show Date: 07-23-2022



1. Begin at A. Walk halfway to B
2. Trot to and around B to the Judge
3. Stop and back one horse length
4. Walk to the Judge and set up for inspection
5. When dismissed perform a 270 degree turn and trot to the line-up

Walk -----  
Trot -----  
Back ←  
Marker (B)  
Judge (J)

[S/1-15]

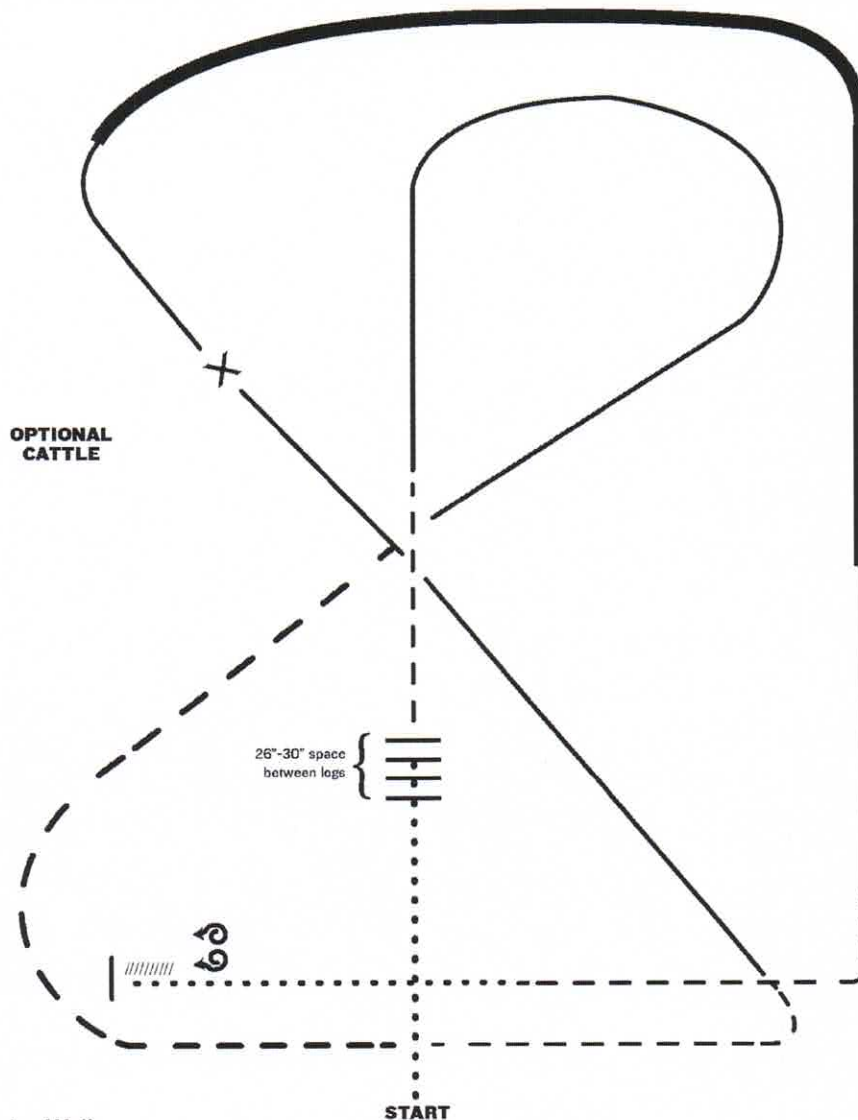
Pattern Provided by:

Lisa Ligon

# L1 Show Series

## All Ranch Riding

Show Date: 07-23-2022



1. Walk
2. Walk over logs
3. Trot
4. Lope right lead
5. Extended trot
6. Trot
7. Lope left lead
8. Change leads (simple or flying)
9. Right lead, extended lope
10. Collect Lope
11. Trot
12. Walk
13. Stop and back
14. 360 degree turn each direction (either direction 1st) (L-R or R-L)

Note: The drawn description of this pattern is only intended for the general depiction of the pattern. Exhibitors should utilize the arena space to best exhibit their horses.

[RR/AQHA-5]

Pattern Provided by:

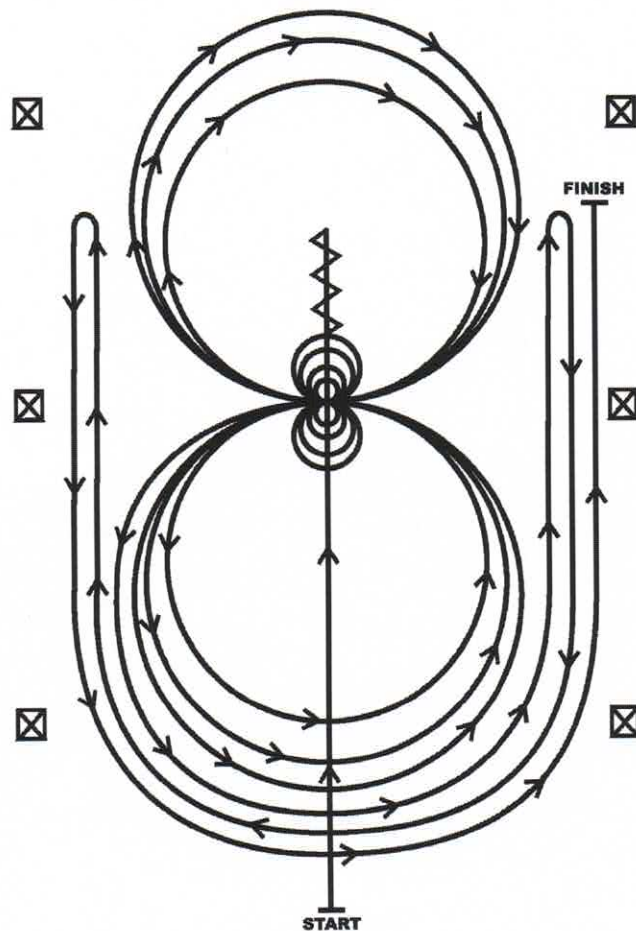
Lisa Ligon

# L1 Show Series

## All Reining

Show Date: 07-23-2022

### REINING PATTERN 9



1. Run past the center marker and do a sliding stop. Back up to the center of the arena or at least ten feet (three meters). Hesitate.
2. Complete four spins to the right. Hesitate.
3. Complete four and one-quarter spins to the left so that horse is facing the left wall or fence. Hesitate.
4. Beginning on the left lead, complete three circles to the left: the first circle small and slow; the next two circles large and fast. Change leads at the center of the arena.
5. Complete three circles to the right: the first circle small and slow; the next two circles large and fast. Change leads at the center of the arena.
6. Begin a large circle to the left but do not close this circle. Run up the right side of the arena past the center marker and do a right rollback at least twenty feet (six meters) from the wall or fence—no hesitation.
7. Continue back around the previous circle but do not close this circle. Run up the left side of the arena past the center marker and do a left rollback at least twenty feet (six meters) from the wall or fence—no hesitation.
8. Continue back around previous circle but do not close this circle. Run up right side of the arena past the center marker and do a sliding stop at least twenty feet (six meters) from the wall or fence. Hesitate to demonstrate completion of the pattern.

[R/AQHAP-9]

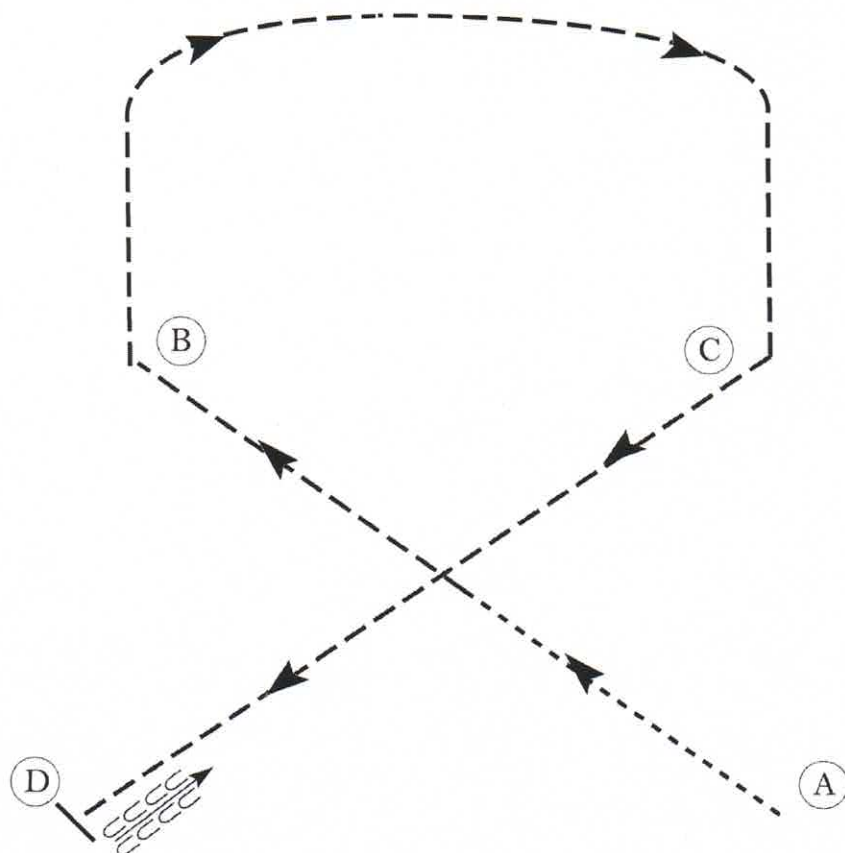
Pattern Provided by:

Lisa Ligon

# L1 Show Series

## Small Fry, and Walk/ Trot Equitation

Show Date: 07-23-2022



Be ready at A.

1. Walk 1/2 way to B.
2. Posting trot on the left diagonal to B.
3. Sitting trot to C.
4. Posting trot on the right diagonal 1/2 way to D.
5. Sitting trot to D.
6. Halt at D and back approximately one horse length.

Exit at a sitting trot.

Walk	-----
Trot	- - - - -
Extended Trot	=====
Canter	
Leg Yield	
Lead Change	
Back	←←←←←
Marker	(B)
Sidepass	←←←←←
Hand Gallop	=====

[HSE/WT-23]

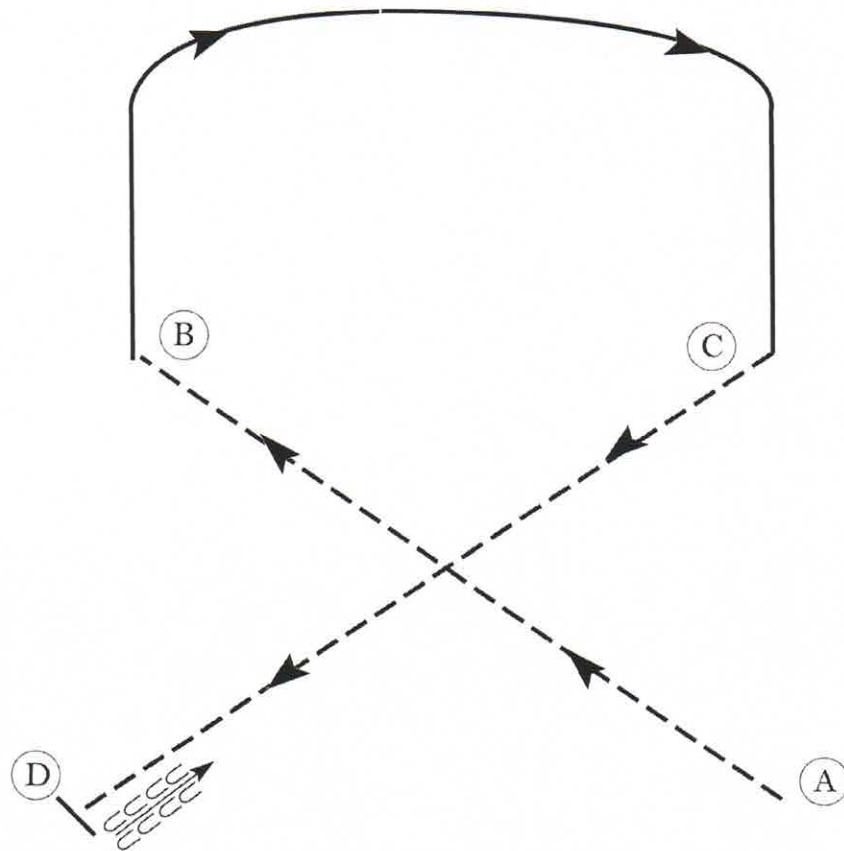
Pattern Provided by:

Lisa Ligon

# L1 Show Series

## All Equitation except Walk/ Trot

Show Date: 07-23-2022



Be ready at A.

1. Posting trot on the left diagonal to B.
2. Canter right lead to C.
3. Posting trot on the right diagonal 1/2 way to D.
4. Sitting trot to D.
5. Halt at D and back approximately one horse length.

Exit at a sitting trot.

Walk	-----
Trot	- - - - -
Extended Trot	— — — — —
Canter	— — — — —
Leg Yield	
Lead Change	— — — — —
Back	← ← ← ← ←
Marker	(B)
Sidepass	← — — — — →
Hand Gallop	— — — — —

[HSE/1-23]

Pattern Provided by:

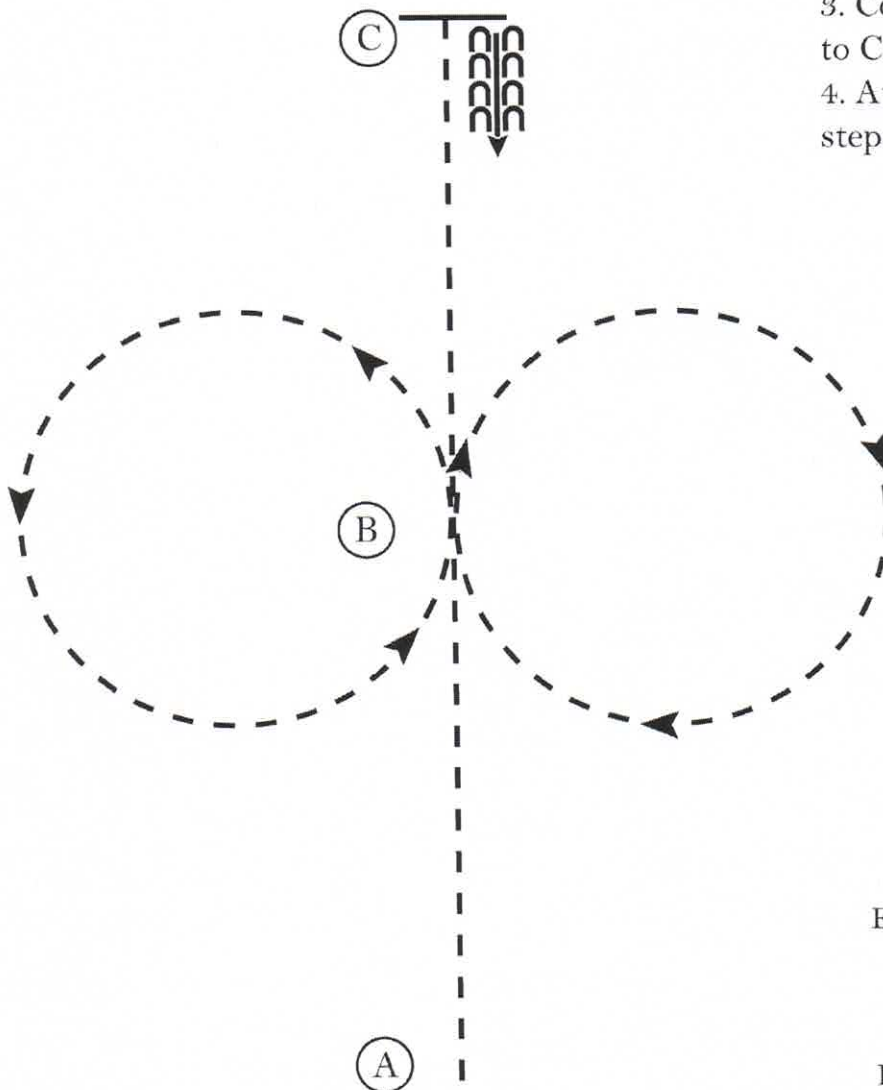
Lisa Ligon

# L1 Show Series

## EWD Small Fry, and Walk/ Trot Horsemanship

Show Date: 07-23-2022

1. Jog A to B
2. At B perform a figure eight, beginning to the right
3. Continue the jog from B to C
4. At C stop and back 4 steps



Walk	.....
Jog	-----
Extended Jog	—————
Lope	—————
Leg Yield	
Lead Change	—/—
Back	⋈⋈⋈⋈
Marker	(B)
Sidepass	—>—>—>

[WH/WT-5]

Pattern Provided by:

Lisa Ligon

**www.HorseshowPatterns.com**

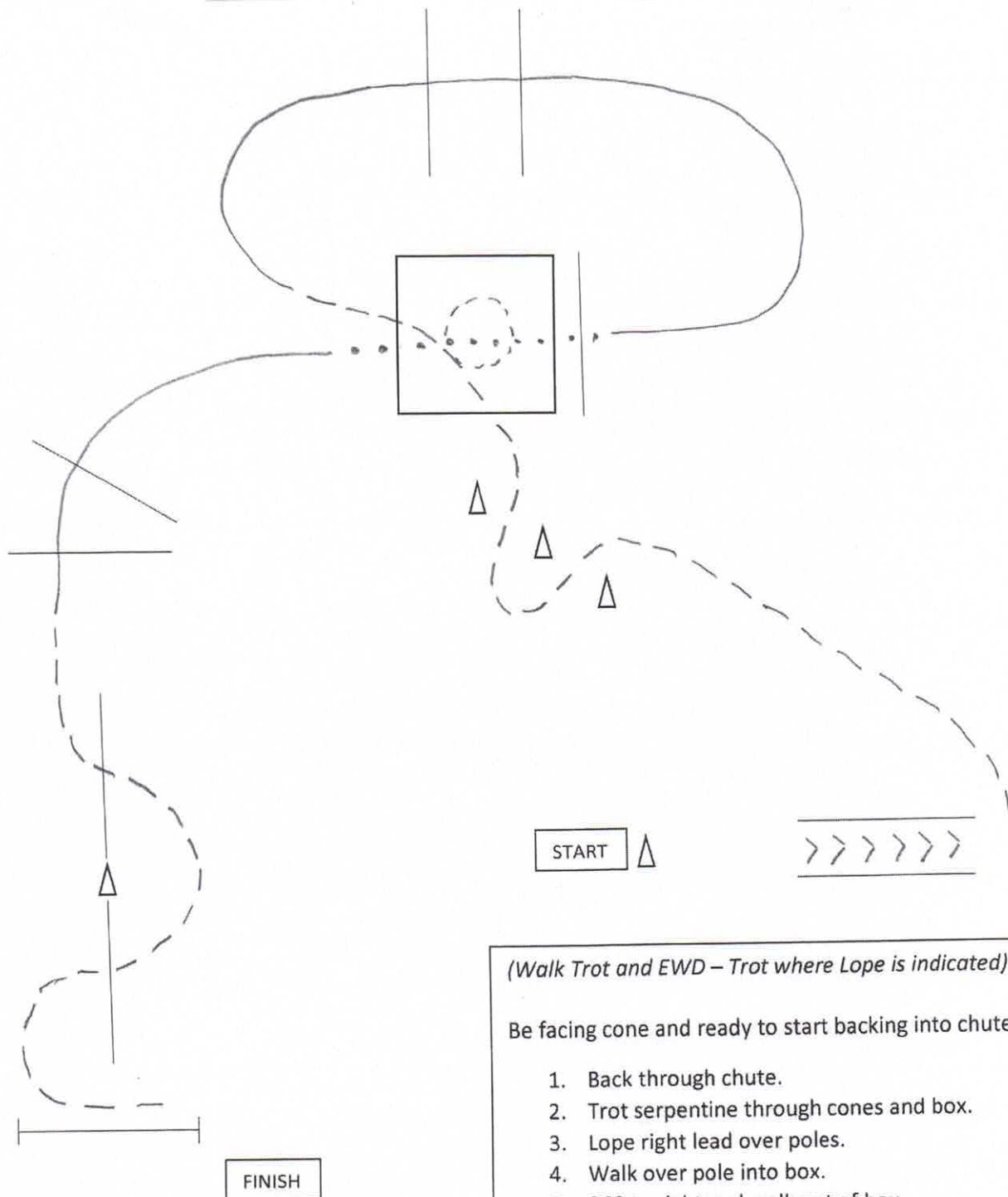
Show Date: 07-23-2022

[WH/2-17]

# Line Line

# ALL TRAIL

EWD, Small Fry, Walk Trot  
(Trot where Lope is indicated)

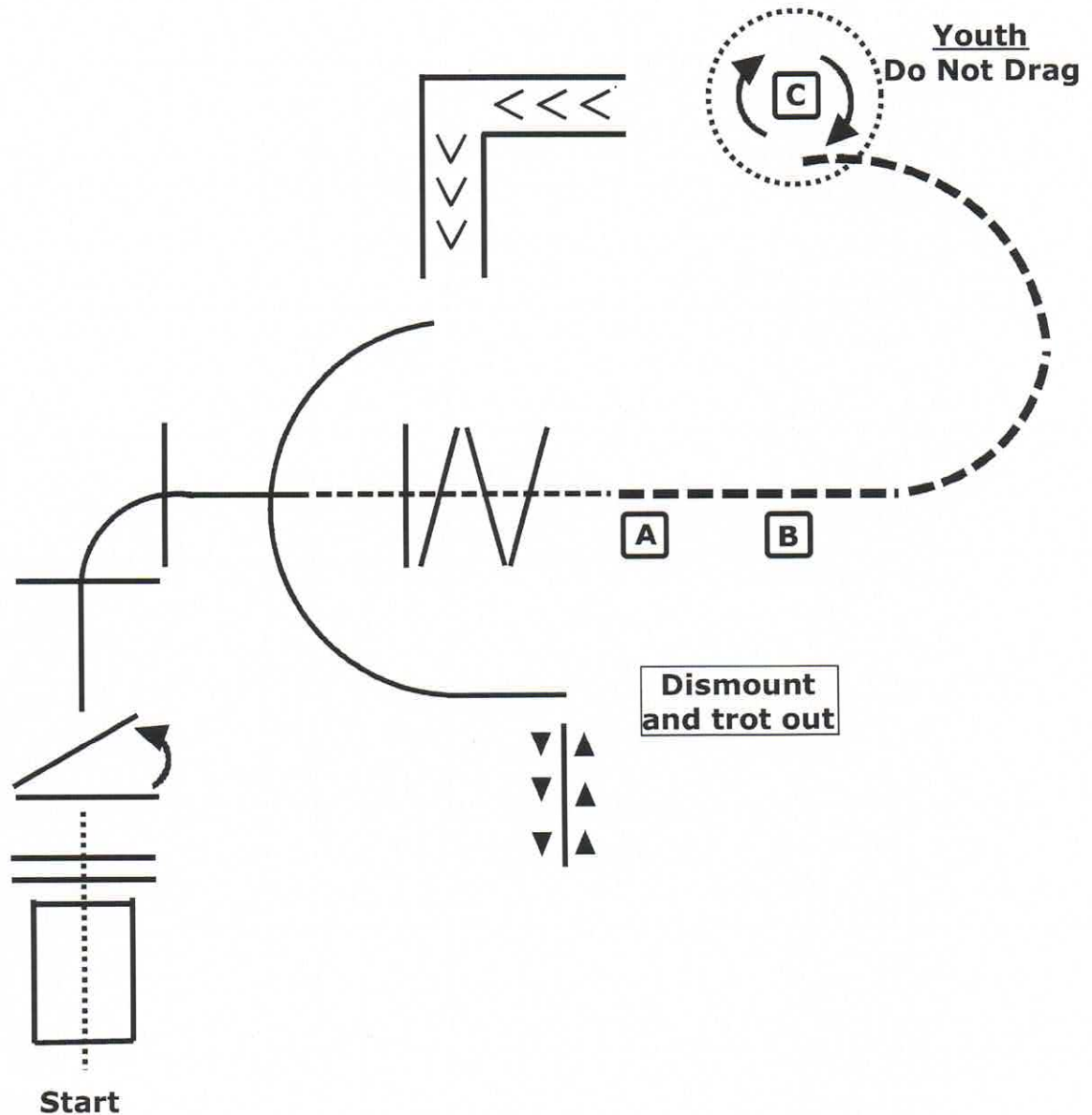


*(Walk Trot and EWD – Trot where Lope is indicated)*

Be facing cone and ready to start backing into chute.

1. Back through chute.
2. Trot serpentine through cones and box.
3. Lope right lead over poles.
4. Walk over pole into box.
5. 360 to right and walk out of box.
6. Lope left lead over poles.
7. Trot over poles and to gate.
8. Work right hand gate to finish.

# Ranch Trail



1. Walk bridge and logs.
2. Left hand gate.
3. Lope right lead.
4. Break to trot over logs.
5. Carry slicker from A around B and back to A.
6. Extend trot to C.
7. Drag log around C.
8. Back L.
9. Lope left lead, sidepass right and left.
10. Dismount and trot out on foot.